

22nd World Championships Boat Angling JUNIORS 2023



04.11.2023 till 11.11.2023














Crosshaven, Cork, Ireland



Individual Final Classification

after 3rd Competition Day (09.11.2023)

Rank	Bib	Participant	Nation	Team	Ranks	Count	6	5	4	3	2	1
1	22	COSTA ANDREA		Italy Team A	2 + 2 + 5 = 9	208	0	2	0	90	116	0
2	29	FRAS MARTIN		Slovenia Team A	4 + 4 + 2 = 10	203	0	0	0	64	139	0
3	25	TREZZA ANDREA		Italy Team A	3 + 3 + 8 = 14	216	0	4	0	57	154	1
4	1	RUKAVINA MILAN		Croatia Team A	9 + 5 + 1 = 15	183	0	1	0	114	67	1
5	23	MARCHI PIETRO		Italy Team A	1 + 10 + 6 = 17	220	0	2	0	100	117	1
6	21	VOLPI NICOLA		Italy Team A	5 + 13 + 4 = 22	181	0	4	0	35	142	0
7	5	KARABATIC LUKA		Croatia Team A	10 + 7 + 18 = 35	164	0	3	0	68	93	0
8	31	LIPUZIC LUKAS		Slovenia Team A	12 + 9 + 14 = 35	175	0	1	0	53	120	1
9	28	KRAJCAR JAN		Slovenia Team A	7 + 6 + 23 = 36	219	0	3	0	58	156	2
10	32	GAJSER MAJ		Slovenia Team A	15 + 12 + 10 = 37	152	0	5	0	47	99	1
11	11	LYNCH SARAH		Ireland Team A	17 + 15 + 9 = 41	160	0	0	0	47	112	1
12	19	KIRWAN BRADLEY		Ireland Team B	19 + 11 + 12 = 42	204	0	0	0	66	137	1
13	36	SOLA ADRIA SOLE		Spain Team A	13 + 14 + 17 = 44	178	0	0	0	41	136	1
14	2	FERARA VITO		Croatia Team A	6 + 8 + 31 = 45	193	0	0	0	43	148	2
15	15	SLATER CONAN		Ireland Team A	25 + 1 + 21 = 47	197	0	0	0	66	128	3
16	20	O'NEILL ADAM		Ireland Team B	24 + 28 + 3 = 55	142	0	5	0	49	86	2
17	13	BREETVELD DENIS		Ireland Team A	11 + 33 + 13 = 57	168	0	0	0	24	143	1
18	9	LARRERE STEPHANE		France Team A	8 + 31 + 19 = 58	193	0	0	0	30	163	0
19	30	KRIZMAN LEON		Slovenia Team A	23 + 25 + 16 = 64	147	1	1	0	53	86	6
20	8	CHAPPELLE LOUIS		France Team A	20 + 22 + 22 = 64	160	0	1	0	41	117	1
21	18	MCDONNELL LIAM		Ireland Team B	31 + 23 + 11 = 65	160	0	1	0	77	81	1
22	33	CARRILLO ALVARO LUCAS		Spain Team A	16 + 27 + 28 = 71	160	0	0	0	23	137	0
23	12	MCCLEAN ORLAGH		Ireland Team A	34 + 18 + 20 = 72	113	0	2	0	52	58	1
24	35	MARIN JUAN CARLOS GRACIA		Spain Team A	32 + 26 + 15 = 73	143	0	0	0	50	92	1

Rank	Bib	Participant	Nation	Team	Ranks	Count	6	5	4	3	2	1
25	7	AUBERT NATHAN	 France	Team A	22 + 19 + 34 = 75	142	0	0	0	40	100	2
26	34	GONZALEZ PEDRO JOSE SORIANO	 Spain	Team A	29 + 17 + 32 = 78	137	0	2	0	35	100	0
27	3	HAJDARAJ LUKA	 Croatia	Team A	21 + 24 + 35 = 80	139	0	1	0	28	107	3
28	16	DONAGHEY PATRICK	 Ireland	Team B	28 + 20 + 33 = 81	112	0	0	0	32	80	0
29	17	DONAGHEY JAMES	 Ireland	Team B	27 + 29 + 25 = 81	118	0	0	0	36	81	1
30	27	TONCETIC ZAN	 Slovenia	Ind.	26 + 34 + 27 = 87	134	0	1	0	42	91	0
31	37	ADORVER TONI RIGO	 Spain	Team A	30 + 30 + 29 = 89	100	0	1	0	43	55	1
32	14	ROCHE KEVIN	 Ireland	Team A	33 + 35 + 26 = 94	113	0	2	0	33	78	0
33	10	PERTHUY TOM	 France	Team A	35 + 32 + 30 = 97	86	0	1	0	34	51	0
	26	DEL GRECO CRISTIAN	 Italy	Team A	0 + 16 + 7	149	0	2	0	47	100	0
	24	GAMBACORTA ALESSIO	 Italy	Team A	14 + 0 + 0	55	0	0	0	16	39	0
	4	HAJDARAJ TEO	 Croatia	Team A	18 + 21 + 0	127	0	1	0	18	108	0
	6	LUKARIC TOMAS	 Croatia	Team A	0 + 0 + 24	39	0	0	0	5	33	1