

6th World Championship Shore Angling Masters 2023



23.09.2023 till 30.09.2023

















Mazatlán, Sinaloa, Mexico



Individual Final Classification

after 4th Competition Day (29.09.2023)

Rank	Bib	Participant	Nation	Team	Ranks	Count	Max
1	13	RIBEIRO João	Portugal	Team A	5 + 6 + 8 + 8 = 27	22	71
2	2	PIOTTER Frank	Germany	Team A	6 + 10 + 2 + 11 = 29	32	39
3	14	PAIS António	Portugal	Team A	3 + 2 + 1 + 29 = 35	58	33
4	25	GODINO Juan	Spain	Team A	12 + 9 + 22 + 2 = 45	25	75
5	16	OLIVEIRA José	Portugal	Team A	9 + 3 + 15 + 23 = 50	15	37
6	35	KAPOV Mario	Croatia	Team A	20 + 12 + 12 + 12 = 56	15	63
7	18	REALI Silvano	Italy	Team A	42 + 4 + 7 + 5 = 58	15	69
8	1	SCHULZ Andreas	Germany	Team A	25 + 7 + 10 + 20 = 62	8	61
9	22	VAIARELLO Vito	Italy	Team A	14 + 17 + 16 + 16 = 63	18	34
10	4	LUTTMANN Reinhard	Germany	Team A	17 + 14 + 3 + 30 = 64	12	41
11	39	STROSSMAYER Tomo	Croatia	Team A	23 + 36 + 4 + 3 = 66	14	65
12	37	SKANDOVIC Mihajlo	Croatia	Team A	22 + 23 + 6 + 15 = 66	16	33
13	3	NAGORSEN Veit	Germany	Team A	33 + 8 + 21 + 7 = 69	17	32
14	29	OSSORIO Julio A.	Spain	Team A	24 + 1 + 18 + 28 = 71	22	35
15	21	MAIOLATI Domenico	Italy	Team A	2 + 20 + 40 + 10 = 72	9	50
16	31	WAREHAM Barry	South Africa	Team A	8 + 27 + 11 + 26 = 72	17	43
17	24	GARCIA Augustin	Spain	Team A	1 + 29 + 25 + 19 = 74	19	55
18	17	GONÇALVES Arménio	Portugal	Team A	21 + 5 + 9 + 40 = 75	9	32
19	20	MARTINI Fabio	Italy	Team A	7 + 26 + 17 + 27 = 77	18	35
20	32	BARNARD Willem	South Africa	Team A	36 + 21 + 20 + 4 = 81	18	42
21	34	ERASMUS Karel	South Africa	Team A	13 + 28 + 23 + 17 = 81	8	64
22	7	PAULITZ Uwe	Germany	Team B	26 + 16 + 19 + 22 = 83	18	43
23	5	HEIMES Uwe	Germany	Team A	30 + 11 + 13 + 33 = 87	19	33
24	11	ZIRNSTEIN Stephan	Germany	Team B	10 + 13 + 31 + 40 = 94	7	34

Rank	Bib	Participant	Nation	Team	Ranks	Count	Max
25	10	GRUNKE Mario	 Germany	Team B	4 + 24 + 29 + 40 = 97	9	42
26	9	SCHOKNECHT Wolfgang	 Germany	Team B	16 + 30 + 33 + 18 = 97	8	35
27	38	BAJLO Mladen	 Croatia	Team A	19 + 42 + 5 + 32 = 98	6	31
28	30	VAN HEERDEN Adriaan	 South Africa	Team A	11 + 25 + 26 + 40 = 102	7	37
29	15	VILAR Manuel	 Portugal	Team A	18 + 35 + 27 + 25 = 105	6	35
30	42	DEL REAL Everardo	 Mexico	Team A	34 + 31 + 40 + 9 = 114	6	46
31	8	FRÖBA Dieter	 Germany	Team B	28 + 34 + 40 + 13 = 115	4	49
32	33	VERMAAK Johannes	 South Africa	Team A	42 + 22 + 28 + 24 = 116	5	35
33	44	GARCIA Isauro	 Mexico	Team A	29 + 19 + 40 + 31 = 119	4	32
34	45	RODARTE Daniel	 Mexico	Team A	38 + 18 + 30 + 40 = 126	4	31
35	49	GOMEZ Silvia	 Mexico	Team B	42 + 42 + 14 + 34 = 132	2	65
36	46	BARRERA Victor	 Mexico	Team B	32 + 32 + 40 + 40 = 144	2	28
37	50	CANTU Marisela	 Mexico	Team B	35 + 37 + 40 + 40 = 152	2	30
38	43	ORTEGA Otoniel Isai	 Mexico	Team A	42 + 42 + 32 + 40 = 156	1	29
39	48	SIAS Rolando	 Mexico	Team B	37 + 42 + 40 + 40 = 159	1	28
40	41	LOMELI Jose Humberto	 Mexico	Team A	42 + 42 + 40 + 40 = 164	0	0
40	47	RAMIREZ Felipe	 Mexico	Team B	42 + 42 + 40 + 40 = 164	0	0
23		BRAMO Francesco	 Italy	Team A	0 + 32 + 0 + 0	1	25
40		JELNIC Boris	 Croatia	Team A	0 + 0 + 40 + 6	6	30
28		PEDRAZA Antonio	 Spain	Team A	31 + 0 + 40 + 0	1	38
26		PONCE Enrique Julio	 Spain	Team A	0 + 15 + 40 + 1	22	37
19		SALEME Mario	 Italy	Team A	27 + 0 + 24 + 14	6	27
36		STRKALJ Slavko	 Croatia	Team A	42 + 42 + 0 + 0	0	0
27		TRASMONTAN Jesus	 Spain	Team A	15 + 38 + 0 + 20	3	34