

5th World Championship Shore Angling for Masters



01.10.2022 till 08.10.2022




















Ortona, Italy



Individual Final Classification

after 4th Competition Day (07.10.2022)

Rank	Bib	Participant	Nation	Team	Ranks	Count	Max
1	27	OSSORIO Julio A.		Spain Team B	5 + 7 + 2 + 1 = 15	59	379
2	48	ANTONELLI Agostino		Italy Team A	11 + 1 + 8 + 6 = 26	70	467
3	47	SILVANO Reali		Italy Team A	18 + 2 + 4 + 3 = 27	63	467
4	28	POUSA David		Spain Team B	1 + 9 + 13 + 7 = 30	47	314
5	49	SANGIULIANO Luciano		Italy Team B	8 + 12 + 6 + 16 = 42	51	259
6	44	SOLARI Giovanni		Italy Team A	30 + 3 + 11 + 2 = 46	50	467
7	54	VAROLI Giancarlo		Italy Team B	19 + 14 + 7 + 14 = 54	38	379
8	38	GIRARD Alain		France Team A	20 + 22 + 14 + 8 = 64	38	259
9	21	TRASMONTAN Jesus		Spain Team A	22 + 17 + 5 + 28 = 72	32	259
10	51	FORTINO Agostino		Italy Team B	16 + 11 + 30 + 17 = 74	38	259
11	19	GARCIA Agustin		Spain Team A	26 + 27 + 1 + 21 = 75	47	314
12	50	GALEAZZI Gerardo		Italy Team B	14 + 4 + 31 + 27 = 76	32	259
13	25	UBEDA Lorenzo		Spain Team B	17 + 19 + 21 + 19 = 76	32	379
14	32	AUGUSTO José		Portugal Team A	40 + 8 + 17 + 12 = 77	40	285
15	5	WESTGARTH Bernard		England Team A	4 + 16 + 20 + 38 = 78	26	259
16	20	DOMINGUEZ Jose Antonio		Spain Team A	9 + 26 + 9 + 34 = 78	27	259
17	40	PANEPINTO Carmelo		France Team A	2 + 34 + 22 + 22 = 80	25	831
18	22	NAVARRO Francisco		Spain Team A	3 + 29 + 26 + 23 = 81	34	314
19	33	SANTOS Vitor		Portugal Team A	31 + 21 + 28 + 5 = 85	30	259
20	41	REBEYROLLE Laurent		France Team A	29 + 15 + 16 + 25 = 85	24	467
21	39	MAKA Alain		France Team A	15 + 43 + 10 + 18 = 86	26	213
22	26	GODINO Juan		Spain Team B	35 + 10 + 29 + 15 = 89	21	259
23	37	CHERTIER Fabrice		France Team A	6 + 31 + 18 + 36 = 91	36	235
24	13	SCHULZ Andreas		Germany Team A	7 + 42 + 3 + 44 = 96	25	314

Rank	Bib	Participant	Nation	Team	Ranks	Count	Max
25	34	PAIS Antonio	 Portugal	Team A	32 + 5 + 33 + 31 = 101	25	315
26	10	STRKALJ Slavko	 Croatia	Team A	33 + 32 + 25 + 11 = 101	38	213
27	23	BEJR-KASEM Cayetano	 Spain	Team A	36 + 30 + 12 + 24 = 102	21	314
28	7	SKANDOVIC Mihajlo	 Croatia	Team A	13 + 38 + 43 + 10 = 104	18	259
29	4	WARNER Kevin	 England	Team A	12 + 24 + 34 + 35 = 105	19	213
30	9	STROSSMAJER Tomo	 Croatia	Team A	39 + 23 + 19 + 29 = 110	21	259
31	2	MILLS Keith	 England	Team A	38 + 18 + 42 + 13 = 111	26	174
32	29	BARREDA Juan Antonio	 Spain	Team B	41 + 6 + 35 + 32 = 114	32	192
33	1	WITHYMAN Stuart	 England	Team A	45 + 25 + 27 + 26 = 123	17	377
34	15	PIOTTER Frank	 Germany	Team A	44 + 36 + 15 + 41 = 136	17	259
35	8	BAJLO Mladen	 Croatia	Team A	21 + 41 + 41 + 37 = 140	22	377
36	3	SCHEDLER Jurgen	 England	Team A	28 + 28 + 44 + 44 = 144	10	227
37	17	REIN Helmut	 Germany	Team A	27 + 39 + 39 + 43 = 148	12	235
38	16	SCHOKNECHT Wolfgang	 Germany	Team A	43 + 43 + 24 + 39 = 149	9	285
39	14	KUCZYNSKI Joost	 Germany	Team A	42 + 45 + 36 + 42 = 165	12	344
45		COLORICCHIO Marco	 Italy	Team A	24 + 20 + 40 + 0	9	285
35		CRUZ Rui	 Portugal	Team A	25 + 35 + 45 + 0	9	235
52		D'AMBROSIO Antonio	 Italy	Team B	0 + 0 + 0 + 20	5	174
46		D'EGIDIO Domenico	 Italy	Team A	0 + 0 + 23 + 4	27	235
36		ENCARNAGAO Fernando	 Portugal	Team A	0 + 0 + 32 + 9	20	285
11		KAPOV Mario	 Croatia	Team A	37 + 0 + 0 + 0	4	174
31		NOGUEIRA Joao	 Portugal	Team A	34 + 33 + 0 + 33	12	221
43		PEROSI Nicola	 Italy	Team A	10 + 37 + 0 + 30	15	235
53		SERAFINI Tonino	 Italy	Team B	23 + 13 + 37 + 0	15	259
12		TABAKOVIC Osman	 Croatia	Team A	0 + 40 + 38 + 40	8	213